

2023 Clark Co. Jr. Fair Auction Entry Instructions

Use Google Chrome or Mozilla Firefox as your internet browser. Do not use Internet Explorer!

Step 1: Log in to Fair Entry click on Clark Co. Jr. Fair

- Go to this link to log-in

<http://clarkohjrfair.fairentry.com>

4-H Members Sign in with 4-H Online link in Fair Entry

FFA Members Sign in with Fair Entry Link

4-H Exhibitor and 4-H Staff Sign-In



Sign in with 4HOnline

or

FairEntry Exhibitor, Staff Sign-In

If you don't have a 4HOnline account, sign-in with your FairEntry account:



Email

Password



2023 Clark Co. Jr. Fair

Animal ID is currently **Open**

Registration dates: 5/1/2023-7/15/2023

Registration is currently **Open**

Registration dates 5/1/2023-7/15/2023

Exceptions may apply [View Details](#)

Step 2:

- Enter the e-mail and password you used to create your account.
- If you forgot your password, click on Forgot your password. An e-mail will be sent for you with directions to reset your password.

2023 Clark County Jr. Fair

Guest

Registration is currently **Open**

4/28/2023 - 7/28/2023 [Details](#)

Your Current Invoice

You do not have a current invoice.

[Begin work on a new invoice](#)

Your Completed Invoices

These invoices are no longer editable by you.

#1500232	\$0.00	View
Fee	1 Exhibitor	4 Entries
#1500235	\$0.00	View
Fee	1 Exhibitor	3 Entries
#1500484	\$0.00	View
Fee	1 Exhibitor	3 Entries
+ 1 more		

Your Approved Records

These are all the records that have been approved by fair management (across all your invoices):

2 Exhibitors
17 Entries

[View in Detail](#)

Step 3: Click on Begin with a new invoice.

2023 Clark County Jr. Fair

Exhibitors

Entries

Payment

\$0.00

Exhibitors being registered

There are 0 exhibitors in the process of being registered

[+ Register an Exhibitor](#)

Previously Registered Exhibitors

The registration information for an Exhibitor in this list cannot be edited but you can add new Entries.



Clover, Christy

4HOnline

[Create Entry](#)



Clover, Chris

4HOnline

[Create Entry](#)

Step 4:

Select the Exhibitor You Want to Create a New Auction Entry Invoice For

Choose Department and Division

4-H Youth Building Projects

[Select](#)

FFA Youth Building Projects

[Select](#)

Jr. Fair Alpacas & Llamas

[Select](#)

Jr. Fair Auction

[Select](#)

Jr. Fair Beef

[Select](#)

Jr. Fair Cavy

[Select](#)

Jr. Fair Dairy

[Select](#)

Jr. Fair Dog

[Select](#)

Jr. Fair Goats

[Select](#)

Jr. Fair Horses

[Select](#)

Jr. Fair Poultry

[Select](#)

Jr. Fair Rabbits

[Select](#)

Jr. Fair Sheep

[Select](#)

Jr. Fair Swine

[Select](#)

\$0.00

[Create Entry](#)

© 2023 RegistrationMax LLC

Step 5: Click on Jr. Fair Auction

2023 Clark County Jr. Fair

Exhibitors

Choose Department and Division

Department Jr. Fair Auction

[Change](#)

100: Live Auction Experience

[Select](#)

200: On-Line Auction Experience

[Select](#)

[Cancel](#)

[Choose](#)

Step 6: Select Which Auction You Want to Participate In Either the Live Auction or the On-Line Auction

2023 Clark County Jr. Fair

Exhibitors

Entries

Payment

\$

Starting an Entry

Department Jr. Fair Auction [Change](#)

Division 200: On-Line Auction Experience [Change](#)

Select a Class to continue

200: On-Line Auction Experience [Select](#)

Clover, Chris
01/19/2006, 17 years old
Grade 11

Existing entries (3)

#691

Department Jr. Fair Rabbits

Step 6: Click on the Auction Class, which will be the same as the Auction Division.



2023 Clark County Jr. Fair

Exhibitors

Entries

Payment

\$

Starting an Entry

Department Jr. Fair Auction [Change](#)

Division 200: On-Line Auction Experience [Change](#)

Class 200: On-Line Auction Experience [Change](#)

Continue

Clover, Chris
01/19/2006, 17 years old
Grade 11

Existing entries (3)

#691

Department Jr. Fair Rabbits

Step 7: Click Continue



2023 Clark County Jr. Fair

Exhibitors

Entries

Payment

\$

Entry #6127

Clover, Chris
01/19/2006, 17 years old
Grade 11

Department Jr. Fair Auction

Division 200: On-Line Auction Experience

Class 200: On-Line Auction Experience

Delete this Entry

1 Club/Chapter

2 Questions

Club/Chapter

Please select the 4-H Club or FFA Chapter that is associated with this entry.

Selected Club: None

Suggested Club: Buckeye Country (Last Club Selected)

Select this Club

Search...

☐ Buckeye Country (Clark) 4-H
 ☐ Clark County Technical School FFA
 ☐ GISA FFA
 ☐ Greenon FFA
 ☐ Northeastern FFA



Step 8: Select the 4-H Club or FFA Chapter You Want the Auction Entry Identified With. If you are in both 4-H and FFA, choose one here, but include both in the Auction narrative question to follow.

Entry #6127

Clover, Chris
01/19/2006, 17 years old
Grade 11

Department	Jr. Fair Auction
Division	200: On-Line Auction Experience
Class	200: On-Line Auction Experience

Delete this Entry



Questions

1. Which of the following Auction Eligible Projects do you plan to bring to the 2023 Clark County Jr. Fair?
*Required

- ☐ Alpaca Fleece
- ☐ Market Beef
- ☐ Market Chickens
- ☐ Dairy Feeders
- ☐ Dairy Milk
- ☐ Dairy Market Steers
- ☐ Market Ducks
- ☐ Eggs
- ☒ Market Goats
- ☐ Goat Milk
- ☐ Market Hogs
- ☐ Market Lambs
- ☒ Market Rabbits
- ☐ Market Turkeys

Step 9: Select all the auction eligible projects you are bringing to the 2023 Clark Co. Jr. Fair.

Questions

- ☐ Market Ducks
- ☐ Eggs
- ☒ Market Goats
- ☐ Goat Milk
- ☐ Market Hogs
- ☐ Market Lambs
- ☒ Market Rabbits
- ☐ Market Turkeys

2. Describe your 2023 4-H and/or FFA Jr. Fair Auction Experience. This may include years in 4-H and/or FFA, number and type of projects, something learned and/or something you want to use auction dollars for (Example: 5th year in XXX 4-H Club and 2nd year in XXX FFA. I'm showing 2 market hogs, 3 market lambs and a pen of meat chickens. I plan to use auction dollars to help purchase a market steer for next year.)
*Required

I have been in the Buckeye Country 4-H Club for 12 years. This year I'm showing market rabbits and goats. I will be a Senior in the Fall and plan to use auction dollars to support my college fund.

Step 10: Type in your Auction Narrative. Keep it short and simple.

Then Click on Continue.

Continue

Questions

2023 Clark County Jr. Fair

Exhibitors

Entries

Payment



Invoice

Summary

Detail

Individual Exhibitor: Clover, Chris

\$0.00

Total: \$0.00

Step 11: Click Continue on the Payment Screen.

Continue

Step 12: You can go to another exhibitor in your family to make their auction entry. You can make showmanship entries or any other Jr. Fair Entry you still need to make.

If you do not need to make any other entries. Click the Continue to Payment Button

Entry #6127

Clover, Chris
01/19/2006, 17 years old
Grade 11

Department	Jr. Fair Auction
Division	200: On-Line Auction Experience
Class	200: On-Line Auction Experience

What do you want to do next?


For Tucker Gantz:

+ Add another Entry


+ Register another Exhibitor

Everything looks good!

+ Continue to Payment

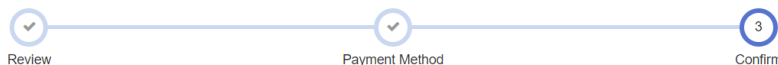


Step 13: No Payment is Needed, So Click Continue.




A payment method is not necessary because your invoice total is \$0.00.

Continue



Step 14: Click the Submit Button to Finalize Your Entry.



One last step!
Agree to the terms below and press submit.

After you Submit

- Records will be locked to editing awaiting manager approval
- Your credit card will not be charged until a manager approves the records
- If the manager does not approve all the records, the amount charged to the credit card may be less than the amount cited here.

Payment Total

No payment is necessary

Submit




Thanks!

Thank you for participating in 2023 Clark County Jr. Fair.

An email confirmation of your submission has been sent.
If the fair management finds any issues with your registration, you will receive another email.

[Visit Dashboard](#)

[Sign out](#)



Once You Submit Your Entry You Should Receive the Thanks screen as shown.